

GloryQuilts Celebration Quilt

Fabric Selection

There are six different fabrics in this quilt. All of them should be low-contrast single color prints (tone on tone) or solids.

The two dark fabrics should be similar in value (relative darkness). If one is darker than the other, that one should be used as Dark #1.

The medium fabric and the two coordinates should be similar in value. The coordinates can be two individual fabrics, or you can use a variety of similar scraps, but they should all be "medium" in value, like the main medium fabric.

Avoid stripes, plaids, and directional prints.

The dark and medium fabrics should all contrast strongly with the background fabric.

Medium Fabric: 1 1/2 yards

Background Fabric: 4 yards


Dark 1: 2 1/2 yards*

Dark 2: 1 1/4 yards

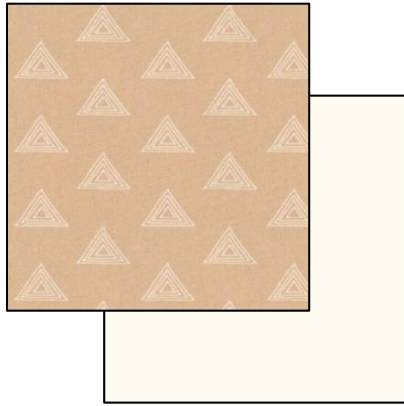
Coordinate 1: 1 yard

Coordinate 2: 1 yard

* to make the larger quilt with borders, buy 3 1/8 yards of Dark 1



MEDIUM



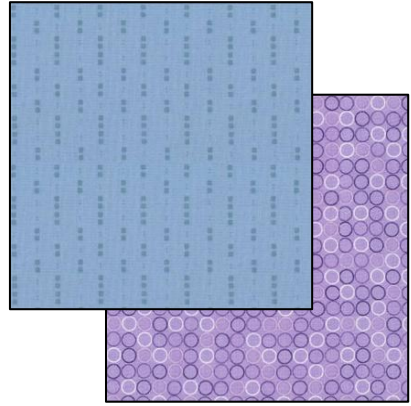
BACKGROUND

DARK 1




DARK 2

COORDINATE 1




COORDINATE 2

MEDIUM




BACKGROUND

DARK 1



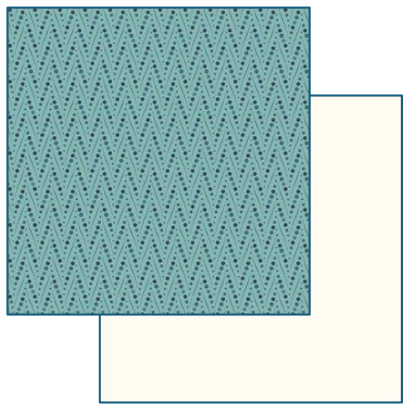
DARK 2

COORDINATE 1




COORDINATE 2

MEDIUM




BACKGROUND

DARK 1




DARK 2

COORDINATE 1




COORDINATE 2

MEDIUM



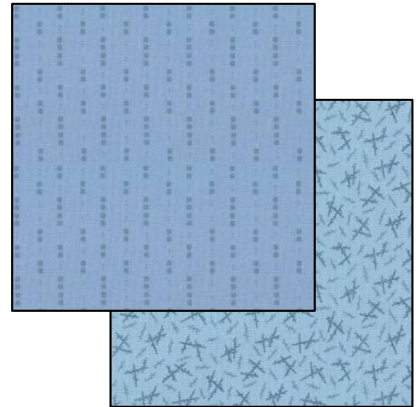
BACKGROUND

DARK 1




DARK 2

COORDINATE 1



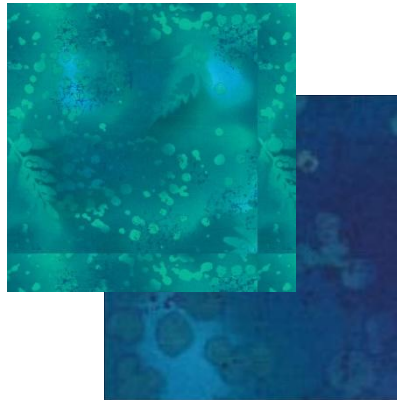
COORDINATE 2

MEDIUM




BACKGROUND

DARK 1



DARK 2

COORDINATE 1



COORDINATE 2